

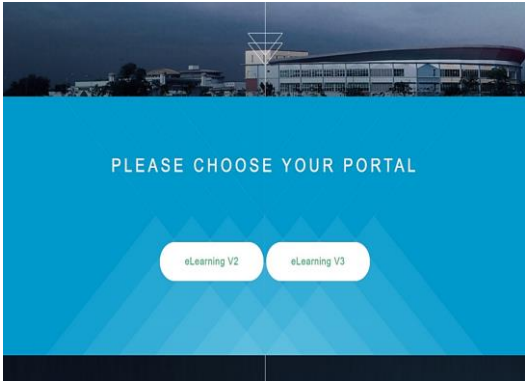
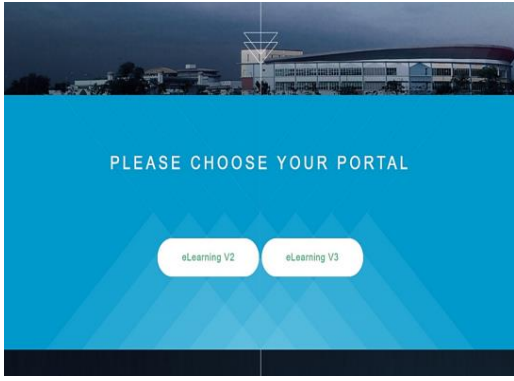
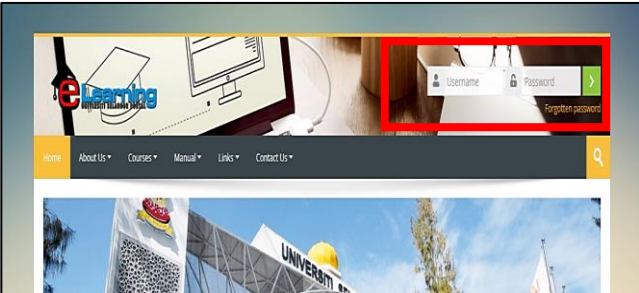
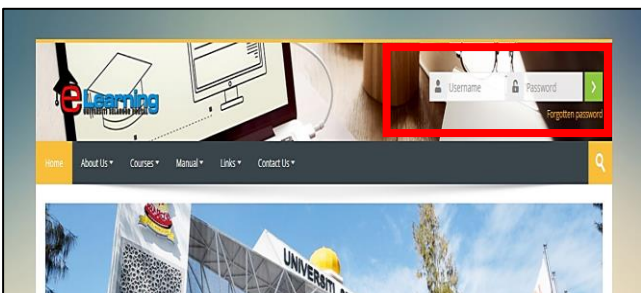
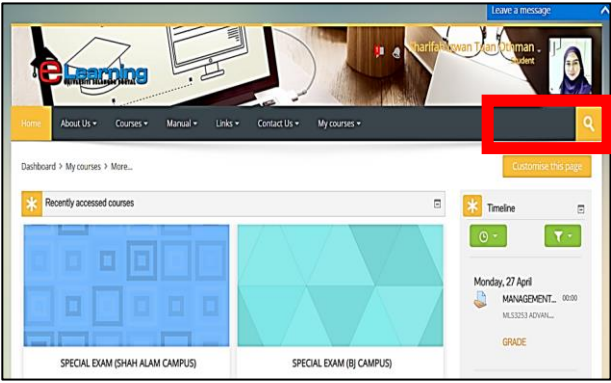
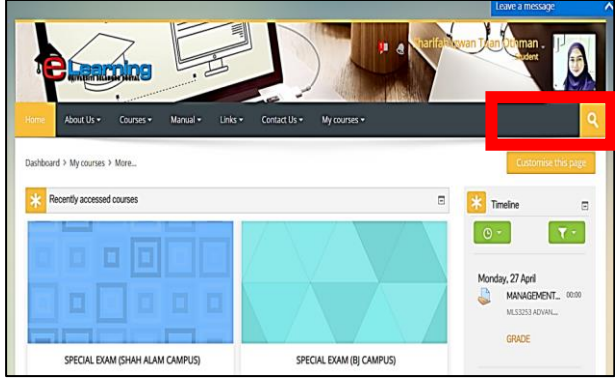
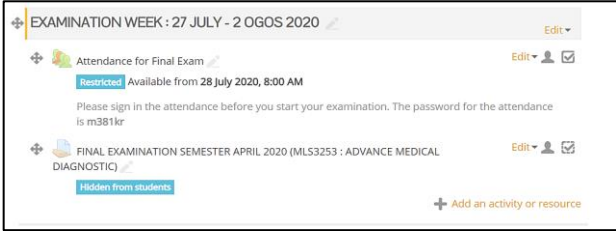
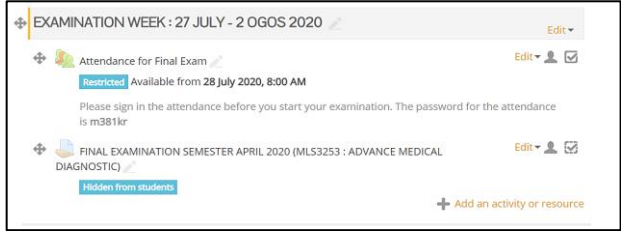
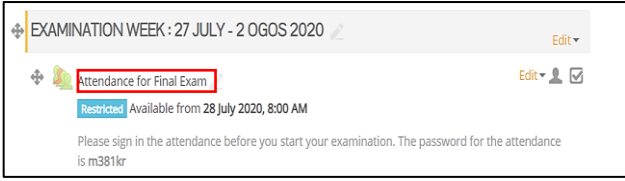
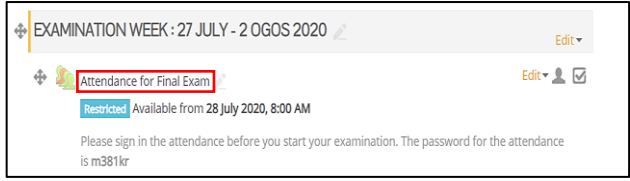
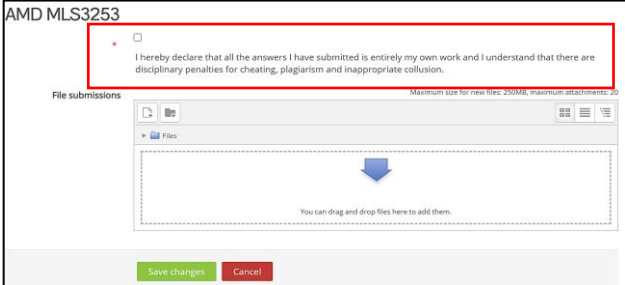
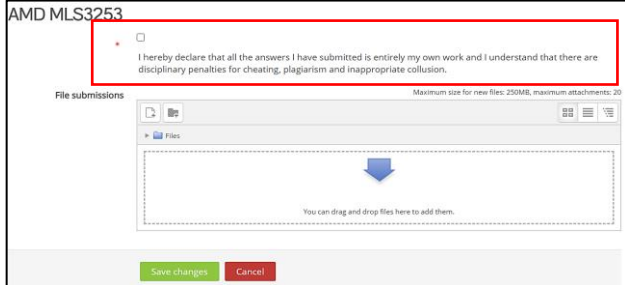


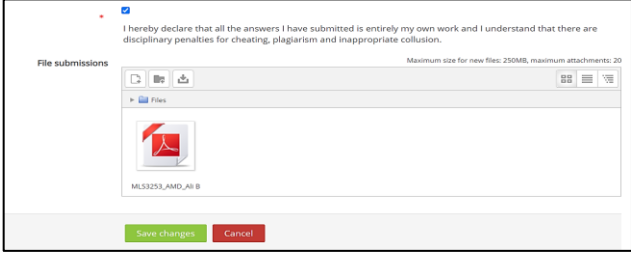
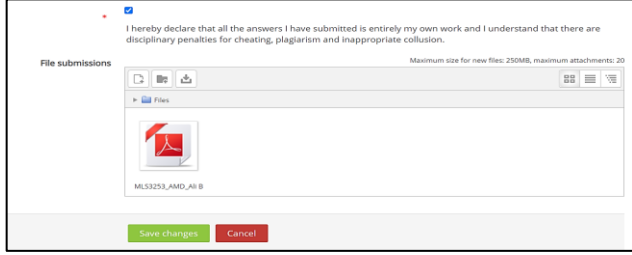
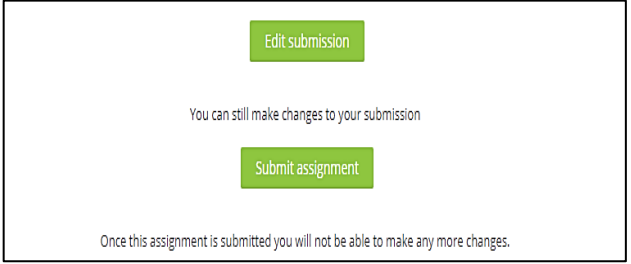
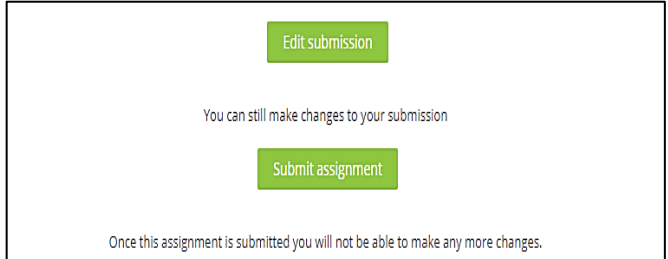
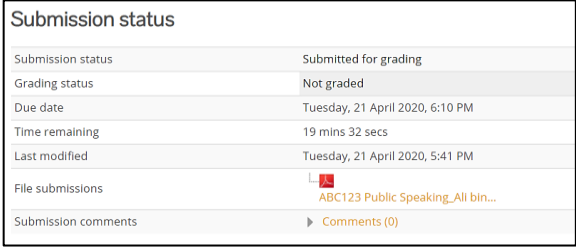
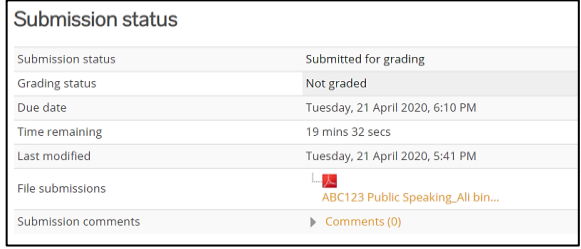
TATACARA MENDUDUKI PEPERIKSAAN AKHIR SECARA ATAS TALIAN (TAKE HOME DAN ONLINE EXAMINATION)

FINAL EXAM GUIDELINE (ONLINE EXAMINATION AND TAKE HOME EXAMINATION)

Bil	Langkah-langkah	Step
1	<p>Pelajar memasuki portal e-learning unisel (<a href="https://elearning.unisel.edu.my/">https://elearning.unisel.edu.my/</a>).</p> 	<p>Open the Unisel e-learning portal at <a href="https://elearning.unisel.edu.my/">https://elearning.unisel.edu.my/</a></p> 
2	<p>Pelajar memilih menu e-learning V3</p> 	<p>Please choose e-learning V3 menu</p> 
3	<p>Pelajar perlu <b>login</b> dengan mengisi <b>username</b> (no. kad pelajar) dan <b>password</b> unik</p> 	<p><i>login to eLearning using your username (student id) dan unique password</i></p> 

<p>4</p>	<p>Pelajar mencari kursus yang terlibat dengan peperiksaan akhir pada sesi tersebut dan pastikan kod dan nama kursus adalah sama seperti yang didaftar dan tertera di jadual peperiksaan akhir pelajar</p> 	<p><i>Student find the course and please make sure that the course is same as the course that your have registered and appear in the final exam timetable.</i></p> 
<p>5</p>	<p>Pelajar memasuki kursus tersebut, <i>scroll down</i> ke bawah sehingga menemui bahagian “Final Exam”</p> 	<p><i>Student click to the course, scroll down until you find the “Final Exam Section”.</i></p> 
<p>6</p>	<p>Pelajar membuat pengesahan kehadiran menduduki peperiksaan dengan ketik di kotak yang disediakan.</p> 	<p><i>Please sign in your attendance before you start downloading your final exam question by clicking the box.</i></p> 
<p>7</p>	<p>Pelajar boleh mula menjawab setelah masa peperiksaan bermula. Pelajar perlu memuat turun fail word “Answer Booklet” untuk menaip jawapan di muka surat yang berikutnya (jika disediakan oleh pensyarah). Sekiranya memerlukan lukisan, pengiraan dan sebagainya, pelajar boleh menggunakan pen dan kertas A4, kemudian mengambil gambar jawapan tersebut dan kepilkan (attach) gambar tersebut di dalam jawapan peperiksaan anda.</p>	<p><i>You can now begin to answer the questions. To answer the questions, student need to download Word Document file named “Answer Booklet” and type your answers in the following pages (if provided by lectures). For calculation, diagram, drawing or other type of questions that need handwritten answers, you can answer those question by writing the answer on an A4 paper, once you finished, capture the picture of your answers and attach it to the word document.</i></p>

	<p><b>FINAL EXAMINATION SEMESTER APRIL 2020 (MLS3253 : ADVANCE MEDICAL DIAGNOSTIC)</b></p> <p>This is the Final Examination (Take Home Examination) for Semester April 2020. Students are given 24 hours to complete the examination. The examination question paper (pdf file) can be downloaded here together with the answer booklet (Word file). Students need to convert the answer booklet to pdf file before uploading it on E-learning for submission. Further instructions is provided in the questions paper.</p> <p>If you encounter any difficulties, please contact:</p> <p>SHARIFAH IZWAN TUAN OTHMAN 102-288624 sharifah_izwan@unisel.unisel.edu.my</p> <p>ANSWER BOOKLET AMD.docx 13 July 2020, 10:32 AM MLS3253_AMD - TAKE HOME E... 13 July 2020, 10:32 AM</p> <p>Grading summary</p>	<p><b>FINAL EXAMINATION SEMESTER APRIL 2020 (MLS3253 : ADVANCE MEDICAL DIAGNOSTIC)</b></p> <p>This is the Final Examination (Take Home Examination) for Semester April 2020. Students are given 24 hours to complete the examination. The examination question paper (pdf file) can be downloaded here together with the answer booklet (Word file). Students need to convert the answer booklet to pdf file before uploading it on E-learning for submission. Further instructions is provided in the questions paper.</p> <p>If you encounter any difficulties, please contact:</p> <p>SHARIFAH IZWAN TUAN OTHMAN 102-288624 sharifah_izwan@unisel.unisel.edu.my</p> <p>ANSWER BOOKLET AMD.docx 13 July 2020, 10:32 AM MLS3253_AMD - TAKE HOME E... 13 July 2020, 10:32 AM</p> <p>Grading summary</p>
8	<p>Perlu diingatkan, pelajar perlu menetapkan pemaasa (set timer) sebaik-baiknya 15 minit sebelum masa peperiksaan berakhir bagi memberi masa untuk menyimpan fail jawapan tadi ke dalam bentuk pdf/jpeg/word. File &gt; save as &gt; pdf/jpeg/word&gt;location: desktop&gt;save.</p>	<p><i>To monitor the time, set a timer according to the allocated time. Allow some time for you to save the answer file from word doc, pdf or jpeg. File &gt; save as &gt;pdf/jpeg/word&gt;location: desktop&gt;save.</i></p>
9	<p>Pastikan pelajar meletakkan butiran nama, no matrik dan kursus yang tepat dan betul kepada file yang hendak dimuat naik.</p> <p>Contoh: <b>MLS3253 – Advance Medical Diagnostic _Ali bin Ahmad_3193456789</b></p>	<p><i>Please make sure you put the correct paper code, name, and matric number to the file that you want to upload.</i></p> <p><b>Example : MLS3253 – Advance Medical Diagnostic _Ali bin Ahmad_3193456789</b></p>
10	<p>Pelajar perlu memberi perakuan pengesahan ketulenan jawapan yang akan dimuatnaik.</p> 	<p><i>Student will need to click the declaration statement before uploading the answer.</i></p> 
11	<p>Bagi proses penghantaran jawapan, pelajar perlu menekan butang 'Add submission'. Kemudian pelajar memuatnaik (upload) atau drag jawapan dari Desktop ke kotak File Submission.</p>	<p><i>To submit your answer script, click on 'Add submission' and then upload or drag answer script from Desktop to File Submission Box.</i></p>

		
12	<p>Jawapan yang telah dimuatnaik akan dipaparkan dalam kotak File Submission, jika pelajar ingin mengemaskini jawapan, klik 'Edit Submission' dan mengulang proses 12. Anda mesti selesai 'Submit' sebelum habis tempoh peperiksaan. Kelewatan penghantaran kertas jawapan menyebabkan kertas tersebut tidak dapat dinilai oleh pemeriksa.</p> 	<p><i>The answer script uploaded will appear in File Submission box. If you need to make amendment to your answer script, click on 'Edit Submission' and repeat step no. 12. Once finalised, submit your answer script by clicking on 'Submit' before your time is up. It is important that you submit the answer script within the allocated time to ensure that your answers are delivered and evaluated by the examiner.</i></p> 
13	<p>Pengesahan penerimaan skrip jawapan akan dipaparkan di bahagian 'Time Remaining'.</p> 	<p><i>The answer script acceptance verification will appear at 'Time Remaining' section.</i></p> 

**SELAMAT MENDUDUKI PEPERIKSAAN. SEMOGA KEJAYAAN BERSAMA ANDA!**

***GOOD LUCK FOR YOUR EXAMINATION. MAY THE VICTORY BE YOURS!***